









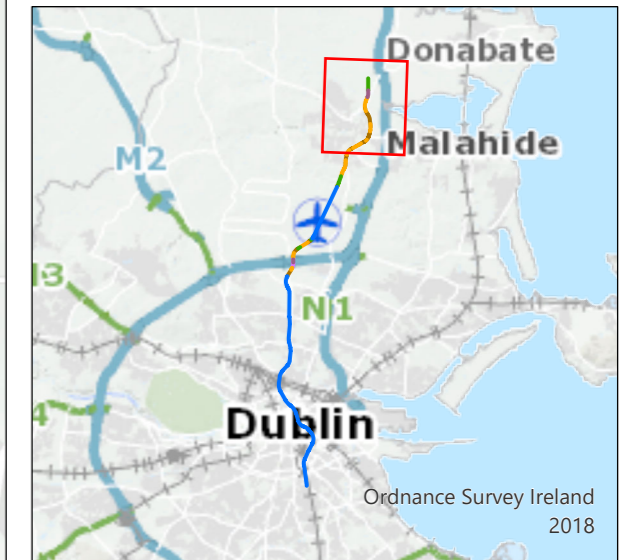


Legend

Alignment

-  Cut & Cover
-  Retained Cut
-  Surface
-  Viaduct
-  Station Locations
-  Project Boundary
-  Study Area
-  Bus Eireann
-  Dublin Bus
-  Nitelink Stops



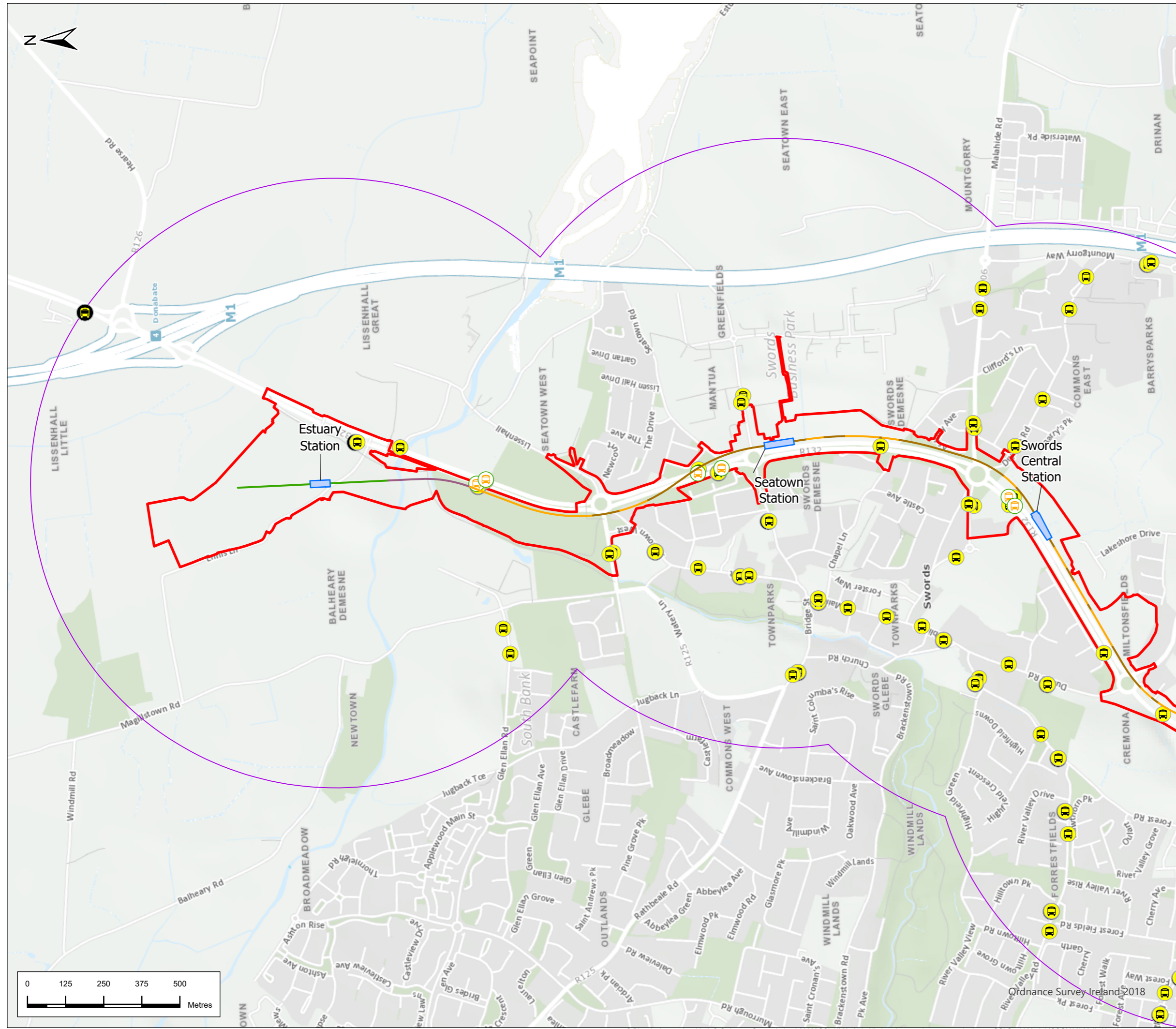
P03	4/8/22	Final Issue	FND	RH	RH	NC
Rev.	Date	Purpose of revision	Drawn	Check'd	Rev'd	App'd

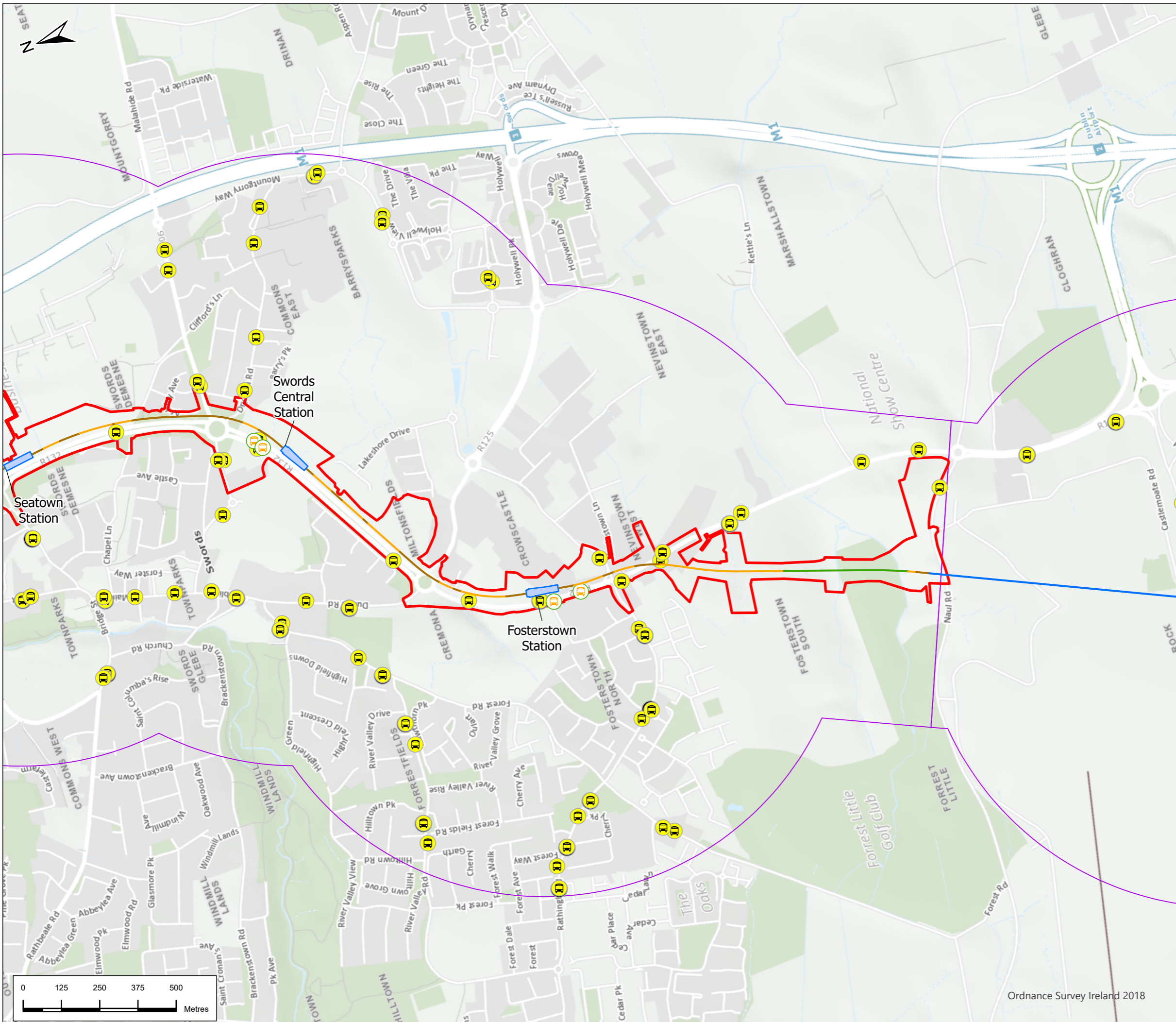


Drawing Title
Figure 11.13 Public Transport in the Study Area
Sheet 1 of 7

Drawing Status	FINAL	
Scale @ A3	1:12,000	DO NOT SCALE
Jacobs No.	32108600	
Client No.		
Drawing No.	ML1-JAI-EIA-ROUT_XX-DR-Y-12091	Rev P03

This drawing is not to be used in whole or in part other than for the intended purpose and project as defined on this drawing. Refer to the contract for full terms and conditions.

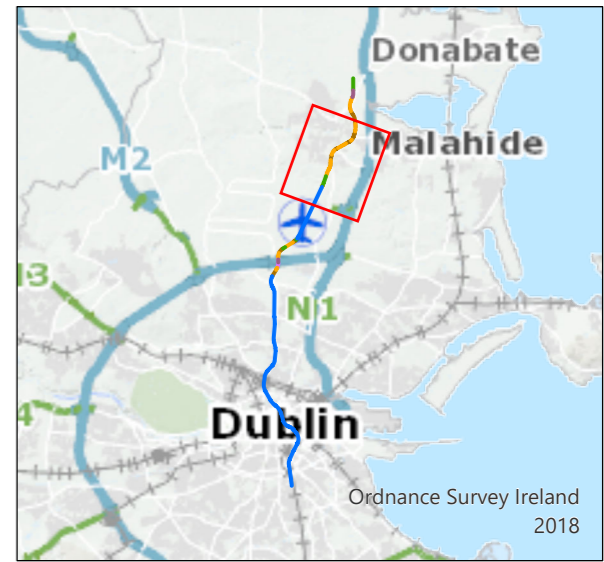




Legend

Alignment

- Cut & Cover
- Retained Cut
- Surface
- Tunnel
- Station Locations
- Project Boundary
- Study Area
- Bus Eireann
- Dublin Bus
- Nitelink Stops



P03	4/8/22	Final Issue	FND	RH	RH	NC
Rev.	Date	Purpose of revision	Drawn	Check'd	Rev'd	App'r'd



Drawing Title
**Figure 11.13 Public Transport
 in the Study Area
 Sheet 2 of 7**

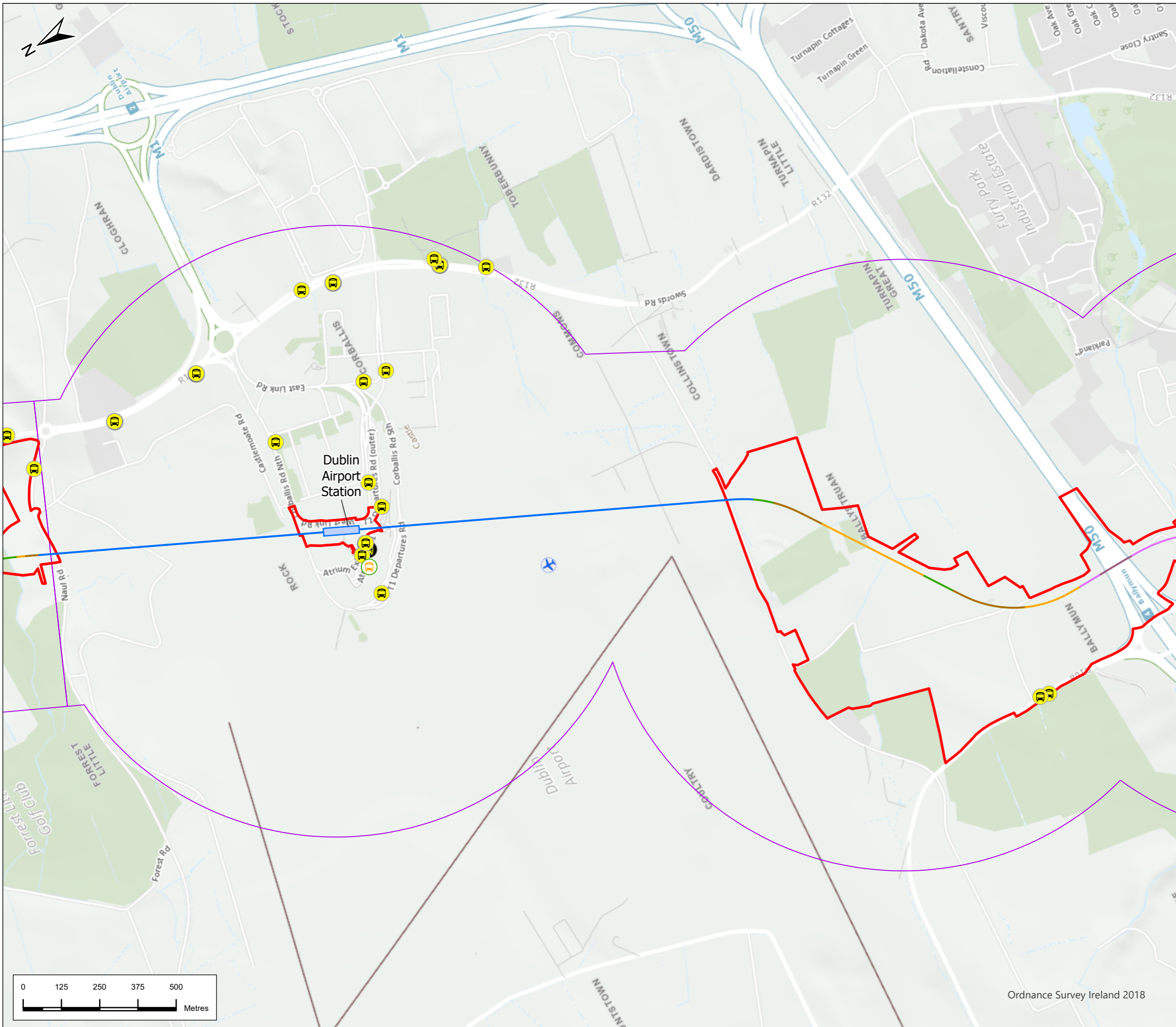
Drawing Status: **FINAL**

Scale @ A3: 1:12,000 DO NOT SCALE

Jacobs No. 32108600

Drawing No.	ML1-JAI-EIA-ROUT_XX-DR-Y-12092	Rev	P03
-------------	--------------------------------	-----	-----

This drawing is not to be used in whole or in part other than for the intended purpose and project as defined on this drawing. Refer to the contract for full terms and conditions.



Legend

- Alignment**
- Cut & Cover
 - Incline
 - Retained Cut
 - Surface
 - Tunnel
 - Viaduct
- Station Locations**
- Station Locations
- Project Boundary**
- Project Boundary
- Study Area**
- Study Area
- Public Transport**
- Bus Eireann
 - Dublin Bus
 - NiteLink Stops



P03	4/8/22	Final Issue	FND	RH	RH	NC
Rev.	Date	Purpose of revision	Drawn	Check'd	Rev'd	Appr'd

**JACOBS
IDOM**

Client

TII
Bonnéagar Iompair Éireann
Transport Infrastructure Ireland

Project

METROLINK

Drawing Title

Figure 11.13 Public Transport
in the Study Area
Sheet 3 of 7

Drawing Status

FINAL

Scale @ A3

1:12,000

DO NOT SCALE

Jacobs No.

32108600

Client No.

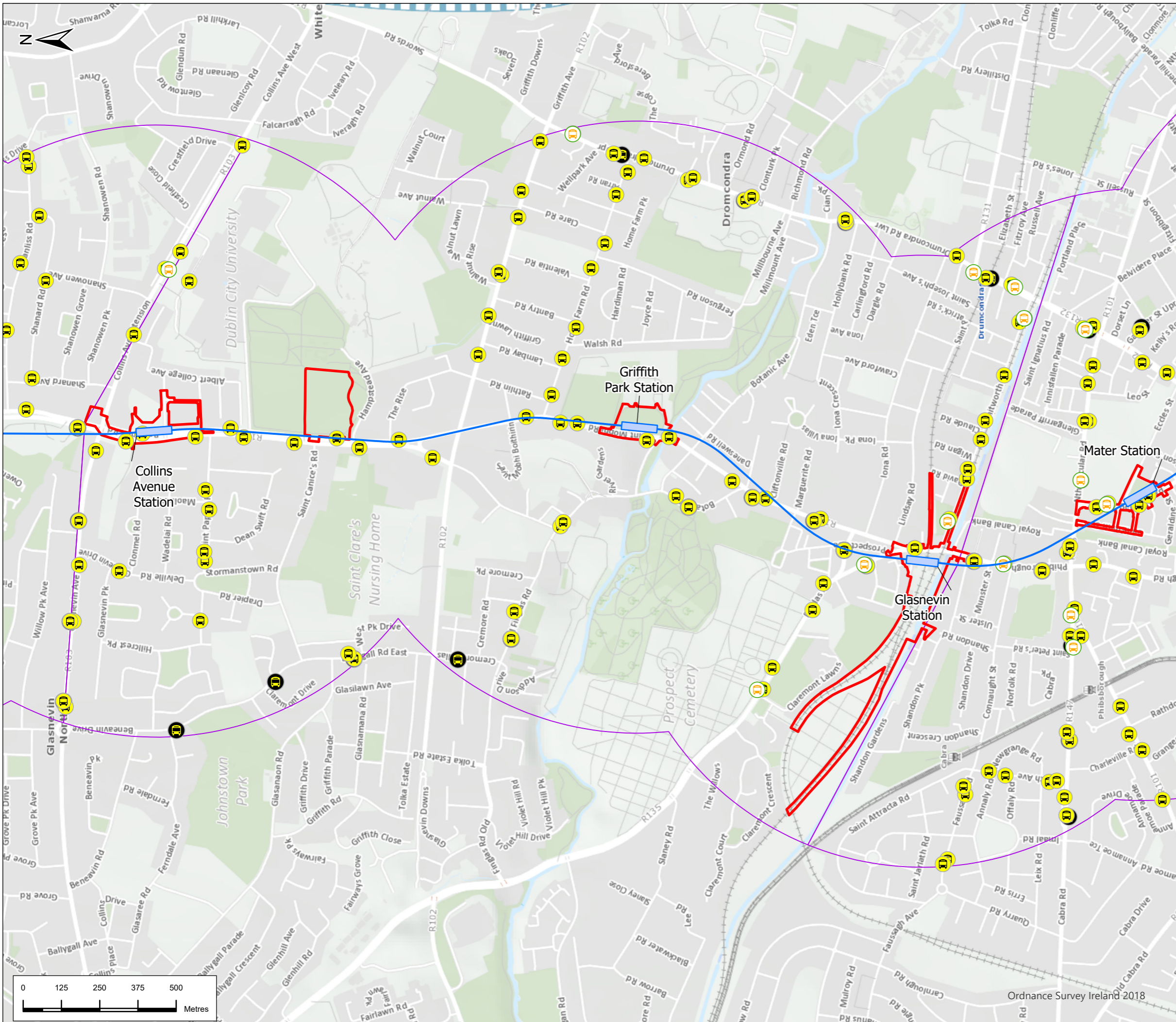
Drawing No.

ML1-JAI-EIA-ROUT_XX-DR-Y-12093

Rev

P03

This drawing is not to be used in whole or in part other than for the intended purpose and project as defined on this drawing. Refer to the contract for full terms and conditions.



Legend

Alignment

- Tunnel
- Station Locations
- Project Boundary
- Study Area
- 🚌 Bus Eireann
- 🚌 Dublin Bus
- 🚇 NiteLink Stops



P03	4/8/22	Final Issue	FND	RH	RH	NC
Rev.	Date	Purpose of revision	Drawn	Check'd	Rev'd	Appr'd

JACOBS
IDOM

TII
Bonnegar Iompair Éireann
Transport Infrastructure Ireland

METROLINK

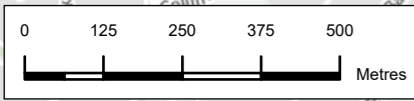
Drawing Title
Figure 11.13 Public Transport in the Study Area Sheet 5 of 7

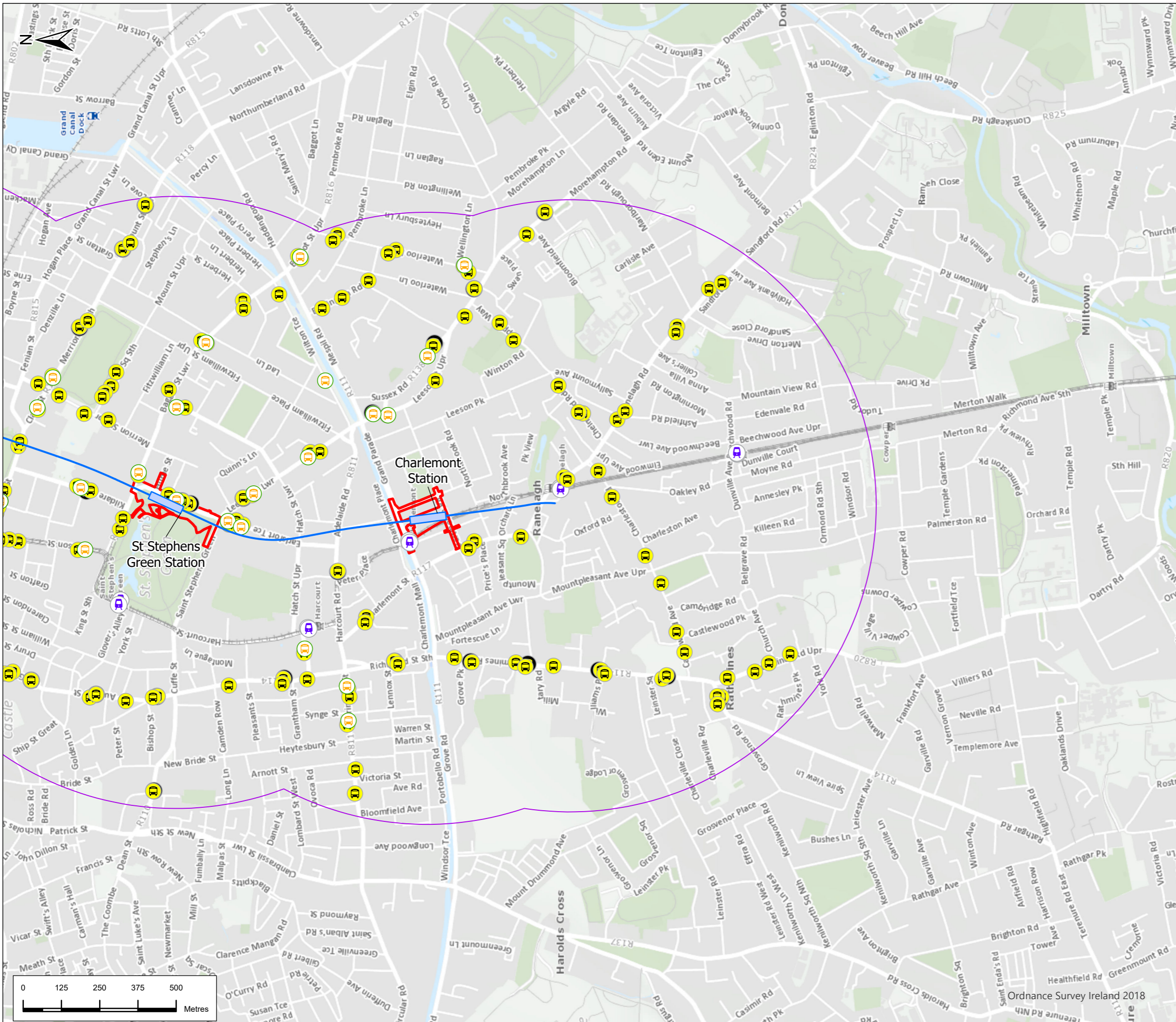
Drawing Status: **FINAL**
Scale @ A3: 1:12,000 DO NOT SCALE

Jacobs No. 32108600
Client No.

Drawing No. **ML1-JAI-EIA-ROUT_XX-DR-Y-12095** Rev **P03**









This drawing is not to be used in whole or in part other than for the intended purpose and project as defined on this drawing. Refer to the contract for full terms and conditions.





Legend

Alignment

-  Tunnel
-  Station Locations
-  Project Boundary
-  Study Area
-  Bus Eireann
-  Dublin Bus
-  LUAS Stops
-  NiteLink Stops



P03	4/8/22	Final Issue	FND	RH	RH	NC
Rev.	Date	Purpose of revision	Drawn	Check'd	Rev'd	Appr'd

JACOBS
IDOM

TII
Bonnegar Iompar Eireann
Transport Infrastructure Ireland

METROLINK

Drawing Title		
Figure 11.13 Public Transport in the Study Area Sheet 7 of 7		
Drawing Status		
FINAL		
Scale @ A3	1:12,000	DO NOT SCALE
Jacobs No.	32108600	
Client No.		
Drawing No.	ML1-JAI-EIA-ROUT_XX-DR-Y-12097	Rev P03

This drawing is not to be used in whole or in part other than for the intended purpose and project as defined on this drawing. Refer to the contract for full terms and conditions.